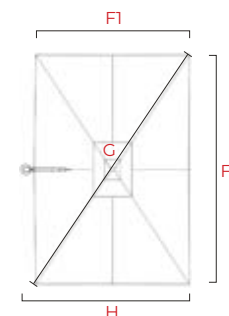
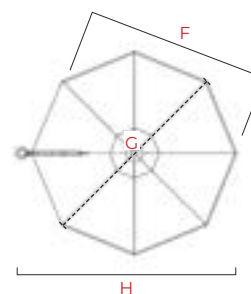
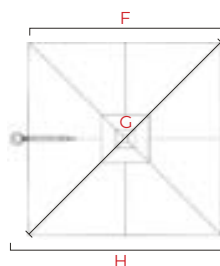
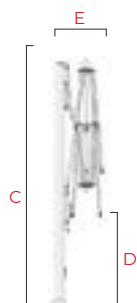
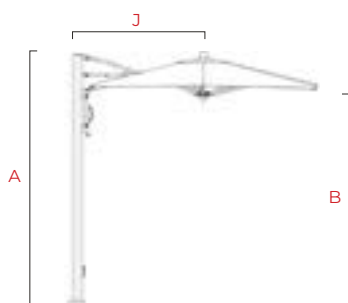




PRODUCT SPECIFICATIONS

OCEAN MASTER MAX CLASSIC CANTILEVER

LIFT SYSTEM: MANUAL PISTON ASSISTED LIFT



SHAPES		SQUARE		OCTAGON		RECTANGLE
SIZES (ft/cm)		8.0 / 245	10.0 / 305	9.0 / 275	11.0 / 340	8.0 x 12.0 / 245 x 365
A (in/cm)	MAST HEIGHT (open position)	107 / 272	107 / 272	107 / 272	107 / 272	107 / 272
B (in/cm)	CANOPY CLEARANCE	93 / 235	90 / 229	90 / 229	90 / 229	92 / 234
C (in/cm)	MAST HEIGHT (closed position)	107 / 272	107 / 272	107 / 272	107 / 272	107 / 272
D (in/cm)	TABLE CLEARANCE	39 / 99	21 / 54	43 / 110	32 / 80	23 / 57
E (in/cm)	PARASOL WIDTH (closed)	27 / 68	28 / 71	29 / 73	32 / 82	30 / 75
F (in/cm)	FLAT TO FLAT	96 / 244	120 / 304	101 / 257	124 / 314	F1 x F2: 97 x 145 / 245 x 368
G (in/cm)	POINT TO POINT	136 / 345	169 / 430	110 / 279	134 / 340	174 / 442
H (in/cm)	PARASOL WIDTH (open)	106 / 269	129 / 327	119 / 302	142 / 361	106 / 269
J (in/cm)	CENTER OF CANOPY (frame to center of base stem)	53 / 134	64 / 164	60 / 150	72 / 183	54 / 137

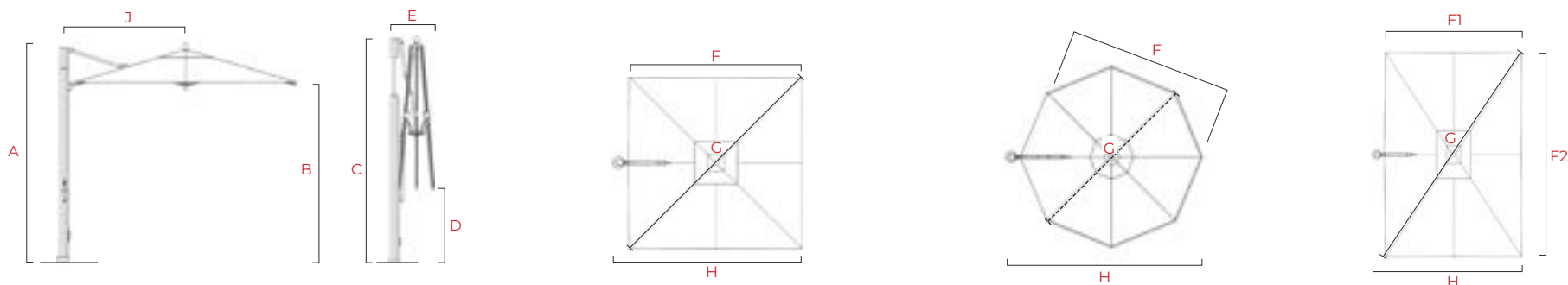
Dimension Tolerances ± 2" / 5cm. Dimensions shown are rounded to the nearest inch/cm and correspond to indicated lift system. Please check our 2D CAD-files for exact dimensions. Options are subject to change without notice.



PRODUCT SPECIFICATIONS

OCEAN MASTER MAX CLASSIC CANTILEVER

LIFT SYSTEM: EASYDRIVE CRANK



SHAPES		SQUARE				OCTAGON			RECTANGLE	
SIZES (ft/cm)		8.0 / 245	10.0 / 305	12.0 / 365	13.0 / 400	9.0 / 275	11.0 / 340	13.0 / 400	8.0 x 12.0 / 245 x 365	10.0 x 14.0 / 305 x 425
A (in/cm)	MAST HEIGHT (open position)	104 / 264	104 / 264	110 / 280	114 / 290	102 / 259	102 / 259	110 / 280	99 / 252	108 / 275
B (in/cm)	CANOPY CLEARANCE	89 / 226	86 / 219	89 / 226	92 / 233	84 / 213	80 / 203	86 / 219	85 / 215	92 / 233
C (in/cm)	MAST HEIGHT (closed position)	126 / 321	128 / 325	142 / 361	147 / 373	128 / 324	133 / 337	141 / 358	118 / 300	139 / 352
D (in/cm)	TABLE CLEARANCE	53 / 136	42 / 106	34 / 86	34 / 87	62 / 158	54 / 137	54 / 138	33 / 83	32 / 81
E (in/cm)	PARASOL WIDTH (closed)	24 / 60	24 / 60	29 / 74	31 / 79	25 / 63	25 / 63	29 / 74	21 / 52	27 / 68
F (in/cm)	FLAT TO FLAT	96 / 244	120 / 306	144 / 365	154 / 391	103 / 262	124 / 314	142 / 362	F1 x F2: 97 x 145 / 245 x 368	F1 x F2: 122 x 170 / 310 x 432
G (in/cm)	POINT TO POINT	136 / 345	170 / 433	203 / 516	218 / 553	110 / 280	135 / 343	154 / 392	174 / 442	209 / 531
H (in/cm)	PARASOL WIDTH (open)	102 / 258	130 / 331	153 / 390	163 / 414	120 / 306	142 / 361	163 / 415	106 / 269	130 / 330
J (in/cm)	CENTER OF CANOPY (frame to center of base stem)	54 / 137	65 / 165	77 / 196	81 / 206	60 / 152	72 / 183	81 / 206	54 / 137	65 / 165

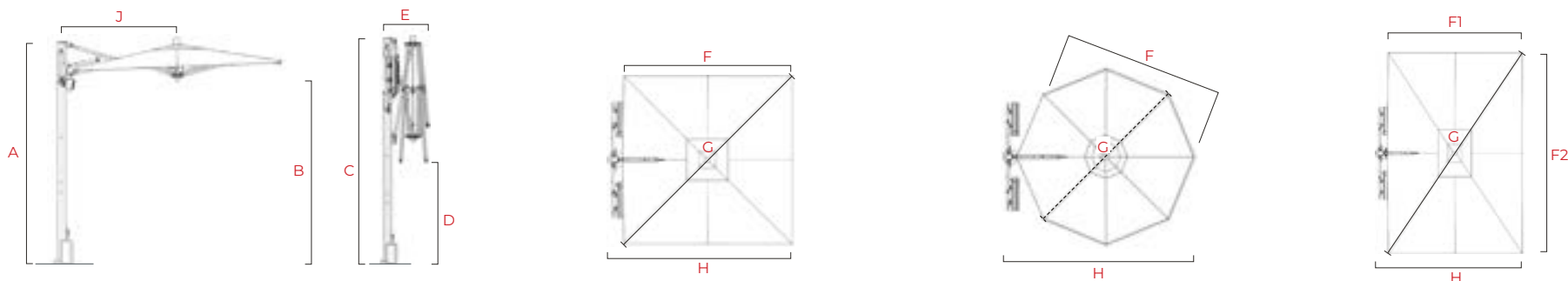
Dimension Tolerances ± 2" / 5cm. Dimensions shown are rounded to the nearest inch/cm and correspond to indicated lift system. Please check our 2D CAD-files for exact dimensions. Options are subject to change without notice.



PRODUCT SPECIFICATIONS

OCEAN MASTER MAX CLASSIC CANTILEVER

LIFT SYSTEM: AUTOMATION (INCL. AMBIA LED LIGHT & 2 HEATERS)



SHAPES		SQUARE				OCTAGON			RECTANGLE	
SIZES (ft/cm)		8.0 / 245	10.0 / 305	12.0 / 365	13.0 / 400	9.0 / 275	11.0 / 340	13.0 / 400	8.0 x 12.0 / 245 x 365	10.0 x 14.0 / 305 x 425
A (in/cm)	MAST HEIGHT (open position)	104 / 265	106 / 270	110 / 280	114 / 290	104 / 264	103 / 261	111 / 282	101 / 257	108 / 275
B (in/cm)	CANOPY CLEARANCE	86 / 218	84 / 213	87 / 220	92 / 233	83 / 211	78 / 199	85 / 215	80 / 203	88 / 223
C (in/cm)	MAST HEIGHT (closed position)	124 / 316	130 / 329	142 / 361	146 / 371	129 / 328	134 / 341	141 / 358	124 / 316	139 / 352
D (in/cm)	TABLE CLEARANCE	56 / 143	44 / 111	34 / 87	34 / 87	65 / 165	57 / 145	54 / 138	35 / 89	32 / 81
E (in/cm)	PARASOL WIDTH (closed)	26 / 66	21 / 53	29 / 74	31 / 79	29 / 74	31 / 79	29 / 74	26 / 66	27 / 68
F (in/cm)	FLAT TO FLAT	96 / 245	120 / 305	144 / 365	154 / 390	102 / 259	125 / 316	142 / 362	F1 x F2: 97 x 145 / 245 x 368	F1 x F2: 122 x 170 / 310 x 432
G (in/cm)	POINT TO POINT	136 / 345	170 / 432	203 / 516	217 / 551	110 / 280	135 / 343	154 / 392	174 / 442	209 / 531
H (in/cm)	PARASOL WIDTH (open)	106 / 269	130 / 330	153 / 389	163 / 414	119 / 303	143 / 364	163 / 415	106 / 269	130 / 330
J (in/cm)	CENTER OF CANOPY (frame to center of base stem)	54 / 137	65 / 165	77 / 196	81 / 206	60 / 152	72 / 183	81 / 206	54 / 137	65 / 165

Dimension Tolerances ± 2" / 5cm. Dimensions shown are rounded to the nearest inch/cm and correspond to indicated lift system. Please check our 2D CAD-files for exact dimensions. Options are subject to change without notice.

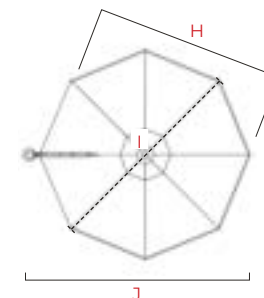
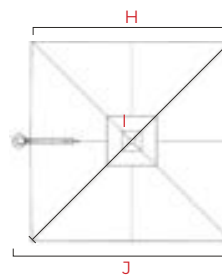
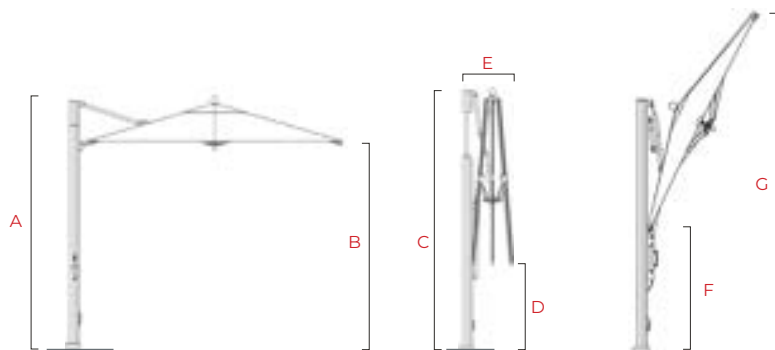


PRODUCT SPECIFICATIONS

OCEAN MASTER MAX CLASSIC CANTILEVER

LIFT SYSTEM: EASYDRIVE CRANK

TILT OPTION



SHAPES		SQUARE		OCTAGON
SIZES (ft/cm)		8.0 / 245	10.0 / 305	9.0 / 275
A (in/cm)	MAST HEIGHT (open position)	99 / 252	106 / 269	104 / 264
B (in/cm)	CANOPY CLEARANCE	86 / 218	88 / 225	83 / 211
C (in/cm)	MAST HEIGHT (closed position)	99 / 252	106 / 269	129 / 328
D (in/cm)	TABLE CLEARANCE	31 / 79	20 / 51	65 / 165
E (in/cm)	PARASOL WIDTH (closed)	25 / 64	27 / 70	29 / 74
F (in/cm)	CANOPY BOTTOM AT MAX. TILT	47 / 120	39 / 100	41 / 104
G (in/cm)	CANOPY HEIGHT AT MAX. TILT	133 / 338	153 / 390	130 / 330
H (in/cm)	FLAT TO FLAT	97 / 245	121 / 306	103 / 262
I (in/cm)	POINT TO POINT	136 / 345	170 / 432	110 / 280
J (in/cm)	PARASOL WIDTH (open)	106 / 269	130 / 330	120 / 306

Dimension Tolerances ± 2" / 5cm. Dimensions shown are rounded to the nearest inch/cm and correspond to indicated lift system. Please check our 2D CAD-files for exact dimensions. Options are subject to change without notice.