

CONIX

Design by Kris Van Puyvelde



CONIX SPECIFICATIONS

STANDARD / LIMITED / ON REQUEST

SQUIRCLE DINING TABLE	
REF:	CNX 150V...
WEIGHT:	CON: 179 kg C: 132 kg
INFO:	ASSEMBLING NEEDED BASE TO BE FILLED WITH GRAVEL FOR ADDED WEIGHT DO NOT USE OUTDOOR COVER ON CONCRETE TABLE TOPS!



		CONCRETE
		CG
CON	CG	CNX 150V BBCG
	WUM	CNX 150V CBCGWUM
CERAMIC	BS	CNX 150V CBCGBS
	CD	CNX 150V CBCGCD
	CL	CNX 150V CBCGCL
	PG	CNX 150V CBCGPG
	TS	CNX 150V CBCGTS
	TM	CNX 150V CBCGTM
	NM	CNX 150V CBCGNM
	ZUM	CNX 150V CBCGZUM

CONIX SPECIFICATIONS

ROUND DINING TABLE	
REF:	CNX 120R...
WEIGHT:	CON: 106 kg C: 82 kg W: 68 kg
INFO:	ASSEMBLING NEEDED BASE TO BE FILLED WITH GRAVEL FOR ADDED WEIGHT DO NOT USE OUTDOOR COVER ON CONCRETE TABLE TOPS!



		CONCRETE BASE		
		CG	D	
CONCRETE	D		CNX 120R BBD	
	CG	CNX 120R BBCG		
	WUM	CNX 120R CBCGWUM	CNX 120R CBDWUM	
	BS	CNX 120R CBCGBS	CNX 120R CBDBS	
	CD	CNX 120R CBCGCD	CNX 120R CBDCD	
	TR	CNX 120R CBCGTR	CNX 120R CBDTR	
	CERAMIC	CL	CNX 120R CBCGCL	CNX 120R CBDCL
		PG	CNX 120R CBCGPG	CNX 120R CBDPG
		TS	CNX 120R CBCGTS	CNX 120R CBDTS
		TM	CNX 120R CBCGTM	CNX 120R CBDTM
		NM	CNX 120R CBCGNM	CNX 120R CBDNM
		ZUM	CNX 120R CBCGZUM	CNX 120R CBDZUM
TEAK	W	CNX 120R WBCG	CNX 120R WBD	

ROUND LOW DINING TABLE	
REF:	CNX 120R LD...
WEIGHT:	CON: 104 kg C: 80,3 kg W: 66,4 kg
INFO:	ASSEMBLING NEEDED BASE TO BE FILLED WITH GRAVEL FOR ADDED WEIGHT DO NOT USE OUTDOOR COVER ON CONCRETE TABLE TOPS!



		CONCRETE BASE		
		CG	D	
CONCRETE	D		CNX 120R LDBBD	
	CG	CNX 120R LDBBCG		
	WUM	CNX 120R LDCBCGWUM	CNX 120R LDCBDWUM	
	BS	CNX 120R LDCBCGBS	CNX 120R LDCBDBS	
	CD	CNX 120R LDCBCGCD	CNX 120R LDCBDCD	
	TR	CNX 120R LDCBCGTR	CNX 120R LDCBDTR	
	CERAMIC	CL	CNX 120R LDCBCGCL	CNX 120R LDCBDCL
		PG	CNX 120R LDCBCGPG	CNX 120R LDCBDPG
		TS	CNX 120R LDCBCGTS	CNX 120R LDCBDTS
		TM	CNX 120R LDCBCGTM	CNX 120R LDCBDTM
		NM	CNX 120R LDCBCGNM	CNX 120R LDCBDNM
		ZUM	CNX 120R LDCBCGZUM	CNX 120R LDCBDZUM
TEAK	W	CNX 120R LDWBCG	CNX 120R LDWBD	

CONIX SPECIFICATIONS

STANDARD / LIMITED / ON REQUEST

ROUND HIGH LOUNGE TABLE	
REF:	CNX 120R HL...
WEIGHT:	CON: 109 kg C: 85,4 kg W: 71,5 kg
INFO:	ASSEMBLING NEEDED BASE TO BE FILLED WITH GRAVEL FOR ADDED WEIGHT DO NOT USE OUTDOOR COVER ON CONCRETE TABLE TOPS!



ROUND LOW LOUNGE TABLE	
REF:	CNX 120R LL...
WEIGHT:	CON: 101,8 kg C: 78,2 kg W: 64,3 kg
INFO:	ASSEMBLING NEEDED BASE TO BE FILLED WITH GRAVEL FOR ADDED WEIGHT DO NOT USE OUTDOOR COVER ON CONCRETE TABLE TOPS!



		CONCRETE BASE	
		CG	D
CON.	CG	CNX 120R HLBBCG	•
	WUM	CNX 120R HLCBCGWUM	•
CERAMIC	BS	CNX 120R HLCBCGBS	•
	CD	CNX 120R HLCBCGCD	•
	TR	CNX 120R HLCBCGTR	•
	CL	CNX 120R HLCBCGCL	•
	PG	CNX 120R HLCBCGPG	•
	TS	CNX 120R HLCBCGTS	•
	TM	CNX 120R HLCBCGTM	•
	NM	CNX 120R HLCBCGNM	•
	ZUM	CNX 120R HLCBCGZUM	•
	TEAK	W	CNX 120R HLWBCG

		CONCRETE BASE	
		CG	D
CONCRETE	D	•	CNX 120R LLBBD
	CG	CNX 120R LLBBCG	•
CERAMIC	WUM	CNX 120R LLCBCGWUM	CNX 120R LLCBDWUM
	BS	CNX 120R LLCBCGBS	CNX 120R LLCBDBS
	CD	CNX 120R LLCBCGCD	CNX 120R LLCBD CD
	TR	CNX 120R LLCBCGTR	CNX 120R LLCBDTR
	CL	CNX 120R LLCBCGCL	CNX 120R LLCBDCL
	PG	CNX 120R LLCBCGPG	CNX 120R LLCBDPG
	TS	CNX 120R LLCBCGTS	CNX 120R LLCBDTS
	TM	CNX 120R LLCBCGTM	CNX 120R LLCBDTM
	NM	CNX 120R LLCBCGNM	CNX 120R LLCBDNM
	ZUM	CNX 120R LLCBCGZUM	CNX 120R LLCBDZUM
TEAK	W	CNX 120R LLWBCG	CNX 120R LLWBD

CONIX SPECIFICATIONS

ROUND DINING TABLE	
REF:	CNX 160R...
WEIGHT:	CON: 158,5 kg C: 111,8 kg W: 87,1 kg
INFO:	ASSEMBLING NEEDED BASE TO BE FILLED WITH GRAVEL FOR ADDED WEIGHT DO NOT USE OUTDOOR COVER ON CONCRETE TABLE TOPS!



		CONCRETE BASE		
		CG	D	
CONCRETE	D		CNX 160R BBD	
	CG	CNX 160R BBCG		
CERAMIC	WUM	CNX 160R CBCGWUM	CNX 160R CBDWUM	
	BS	CNX 160R CBCGBS	CNX 160R CBDBS	
	CD	CNX 160R CBCGCD	CNX 160R CBDCD	
	CL	CNX 160R CBCGCL	CNX 160R CBDCL	
	PG	CNX 160R CBCGPG	CNX 160R CBDPG	
	TS	CNX 160R CBCGTS	CNX 160R CBDTS	
	TM	CNX 160R CBCGTM	CNX 160R CBDTM	
	NM	CNX 160R CBCGNM	CNX 160R CBDNM	
	ZUM	CNX 160R CBCGZUM	CNX 160R CBDZUM	
	TEAK	W	CNX 160R WBCG	CNX 160R WBD

ROUND LOW DINING TABLE	
REF:	CNX 160R LL...
WEIGHT:	CON: 156,1 kg C: 122,9 kg W: 96,3 kg
INFO:	ASSEMBLING NEEDED BASE TO BE FILLED WITH GRAVEL FOR ADDED WEIGHT DO NOT USE OUTDOOR COVER ON CONCRETE TABLE TOPS!



		CONCRETE BASE		
		CG	D	
CONCRETE	D		CNX 160R LDBBD	
	CG	CNX 160R LDBBCG		
CERAMIC	WUM	CNX 160R LDCBCGWUM	CNX 160R LDCBDWUM	
	BS	CNX 160R LDCBCGBS	CNX 160R LDCBDBS	
	CD	CNX 160R LDCBCGCD	CNX 160R LDCBDCD	
	CL	CNX 160R LDCBCGCL	CNX 160R LDCBDCL	
	PG	CNX 160R LDCBCGPG	CNX 160R LDCBDPG	
	TS	CNX 160R LDCBCGTS	CNX 160R LDCBDTS	
	TM	CNX 160R LDCBCGTM	CNX 160R LDCBDTM	
	NM	CNX 160R LDCBCGNM	CNX 160R LDCBDNM	
	ZUM	CNX 160R LDCBCGZUM	CNX 160R LDCBDZUM	
	TEAK	W	CNX 160R LDWBCG	CNX 160R LDWBD

CONIX SPECIFICATIONS

STANDARD / LIMITED / ON REQUEST

ROUND HIGH LOUNGE TABLE	
REF:	CNX 160R HL...
WEIGHT:	CON: 322,37 Lbs C: 249,17 Lbs W: 190,5 Lbs
INFO:	ASSEMBLING NEEDED BASE TO BE FILLED WITH GRAVEL FOR ADDED WEIGHT DO NOT USE OUTDOOR COVER ON CONCRETE TABLE TOPS!



		CONCRETE BASE		
		CG		
CON.	CG	CNX 160R HLBBCG		
		•		
	WUM	CNX 160R HLCBCGWUM		
		•		
	BS	CNX 160R HLCBCGBS		
		•		
	CD	CNX 160R HLCBCGCD		
		•		
	CL	CNX 160R HLCBCGCL		
		•		
	CERAMIC	PG	CNX 160R HLCBCGPG	
			•	
		TS	CNX 160R HLCBCGTS	
		•		
TM		CNX 160R HLCBCGTM		
		•		
NM		CNX 160R HLCBCGNM		
	•			
ZUM	CNX 160R HLCBCGZUM			
	•			
TEAK	W	CNX 160R HLWBCG		
		•		

ROUND LOW LOUNGE TABLE	
REF:	CNX 160R LL...
WEIGHT:	CON: 139 kg C: 105,8 kg W: 79,2 kg
INFO:	ASSEMBLING NEEDED BASE TO BE FILLED WITH GRAVEL FOR ADDED WEIGHT DO NOT USE OUTDOOR COVER ON CONCRETE TABLE TOPS!



		CONCRETE BASE	
		CG	D
CONCRETE	D		CNX 160R LLBBD
			•
	CG	CNX 160R LLBBCG	
		•	
	WUM	CNX 160R LLCBCGWUM	CNX 160R LLCBDWUM
		•	•
	BS	CNX 160R LLCBCGBS	CNX 160R LLCBDBS
		•	•
	CD	CNX 160R LLCBCGCD	CNX 160R LLCBDGD
		•	•
	CL	CNX 160R LLCBCGCL	CNX 160R LLCBDCL
		•	•
	CERAMIC	PG	CNX 160R LLCBCGPG
		•	•
TS		CNX 160R LLCBCGTS	CNX 160R LLCBDTS
		•	•
TM		CNX 160R LLCBCGTM	CNX 160R LLCBDTM
		•	•
NM		CNX 160R LLCBCGNM	CNX 160R LLCBDNM
	•	•	
ZUM	CNX 160R LLCBCGZUM	CNX 160R LLCBDZUM	
	•	•	
TEAK	W	CNX 160R LLWBCG	CNX 160R LLWBD
		•	•

CONIX SPECIFICATIONS

OVAL DINING TABLE	
REF:	CNX 220...
WEIGHT:	C: 172 kg W: 154 kg
INFO:	ASSEMBLING NEEDED BASE TO BE FILLED WITH GRAVEL FOR ADDED WEIGHT



		CONCRETE BASE		
		CG	D	
CERAMIC	WUM	CNX 220 CBCGWUM	CNX 220 CBDWUM	
	BS	CNX 220 CBCGBS	CNX 220 CBDBS	
	CD	CNX 220 CBCGCD	CNX 220 CBDCD	
	TR	CNX 220 CBCGTR	CNX 220 CBDTR	
	CL	CNX 220 CBCGCL	CNX 220 CBDCL	
	PG	CNX 220 CBCGPG	CNX 220 CBDPG	
	TS	CNX 220 CBCGTS	CNX 220 CBDTS	
	TM	CNX 220 CBCGTM	CNX 220 CBDTM	
	NM	CNX 220 CBCGNM	CNX 220 CBDNM	
	ZUM	CNX 220 CBCGZUM	CNX 220 CBDZUM	
	TEAK	W	CNX 220 WBCG	CNX 220 WBD

OVAL LOW DINING TABLE	
REF:	CNX 220 LD...
WEIGHT:	C: 167,5 kg W: 149,3 kg
INFO:	ASSEMBLING NEEDED BASE TO BE FILLED WITH GRAVEL FOR ADDED WEIGHT




		CONCRETE BASE		
		CG	D	
CERAMIC	WUM	CNX 220 LDCBCGWUM	CNX 220 LDCBDWUM	
	BS	CNX 220 LDCBCGBS	CNX 220 LDCBDBS	
	CD	CNX 220 LDCBCGCD	CNX 220 LDCBDCD	
	TR	CNX 220 LDCBCGTR	CNX 220 LDCBDTR	
	CL	CNX 220 LDCBCGCL	CNX 220 LDCBDCL	
	PG	CNX 220 LDCBCGPG	CNX 220 LDCBDPG	
	TS	CNX 220 LDCBCGTS	CNX 220 LDCBDTS	
	TM	CNX 220 LDCBCGTM	CNX 220 LDCBDTM	
	NM	CNX 220 LDCBCGNM	CNX 220 LDCBDNM	
	ZUM	CNX 220 LDCBCGZUM	CNX 220 LDCBDZUM	
	TEAK	W	CNX 220 LDWBCG	CNX 220 LDWBD

CONIX SPECIFICATIONS


STANDARD / LIMITED / ON REQUEST

OVAL HIGH LOUNGE TABLE	
REF:	CNX 220 HL...
WEIGHT:	C: 177,5 kg W: 159,4 kg
INFO:	ASSEMBLING NEEDED BASE TO BE FILLED WITH GRAVEL FOR ADDED WEIGHT



		CONCRETE BASE		
		CG		
CERAMIC	WUM	CNX 220 HLCBCGWUM	.	
	BS	CNX 220 HLCBCGBS	.	
	CD	CNX 220 HLCBCGCD	.	
	TR	CNX 220 HLCBCGTR	.	
	CL	CNX 220 HLCBCGCL	.	
	PG	CNX 220 HLCBCGPG	.	
	TS	CNX 220 HLCBCGTS	.	
	TM	CNX 220 HLCBCGTM	.	
	NM	CNX 220 HLCBCGNM	.	
	ZUM	CNX 220 HLCBCGZUM	.	
	TEAK	W	CNX 220 HLWBCG	.

OVAL LOW LOUNGE TABLE	
REF:	CNX 220 LL...
WEIGHT:	C: 163,1 kg W: 144,9 kg
INFO:	ASSEMBLING NEEDED BASE TO BE FILLED WITH GRAVEL FOR ADDED WEIGHT



		CONCRETE BASE		
		CG	D	
CERAMIC	WUM	CNX 220 LLCBCGWUM	CNX 220 LLCBDWUM	
	BS	CNX 220 LLCBCGBS	CNX 220 LLCBDBS	
	CD	CNX 220 LLCBCGCD	CNX 220 LLCBDCD	
	TR	CNX 220 LLCBCGTR	CNX 220 LLCBDTR	
	CL	CNX 220 LLCBCGCL	CNX 220 LLCBDCL	
	PG	CNX 220 LLCBCGPG	CNX 220 LLCBDPG	
	TS	CNX 220 LLCBCGTS	CNX 220 LLCBDTS	
	TM	CNX 220 LLCBCGTM	CNX 220 LLCBDTM	
	NM	CNX 220 LLCBCGNM	CNX 220 LLCBDNM	
	ZUM	CNX 220 LLCBCGZUM	CNX 220 LLCBDZUM	
	TEAK	W	CNX 220 LLWBCG	CNX 220 LLWBBD


CONIX SPECIFICATIONS

OVAL DINING TABLE	
REF:	CNX 300...
WEIGHT:	CON: 282 kg C: 208,2 kg W: 203,2 kg
INFO:	ASSEMBLING NEEDED BASE TO BE FILLED WITH GRAVEL FOR ADDED WEIGHT DO NOT USE OUTDOOR COVER ON CONCRETE TABLE TOPS!



		CONCRETE BASE		
		CG	D	
CON:	D		CNX 300 BBD	
	WUM	CNX 300 CBCGWUM	CNX 300 CBDWUM	
	BS	CNX 300 CBCGBS	CNX 300 CBDBS	
	CD	CNX 300 CBCGCD	CNX 300 CBDCD	
	TR	CNX 300 CBCGTR	CNX 300 CBDTR	
	CERAMIC	CL	CNX 300 CBCGCL	CNX 300 CBDCL
		PG	CNX 300 CBCGPG	CNX 300 CBDPG
		TS	CNX 300 CBCGTS	CNX 300 CBDTS
		TM	CNX 300 CBCGTM	CNX 300 CBDTM
		NM	CNX 300 CBCGNM	CNX 300 CBDNM
	ZUM	CNX 300 CBCGZUM	CNX 300 CBDZUM	
	TEAK	W	CNX 300 WBCG	CNX 300 WBD

OVAL LOW DINING TABLE	
REF:	CNX 300 LD...
WEIGHT:	CON: 280 kg C: 206,5 kg W: 185 kg
INFO:	ASSEMBLING NEEDED BASE TO BE FILLED WITH GRAVEL FOR ADDED WEIGHT DO NOT USE OUTDOOR COVER ON CONCRETE TABLE TOPS!



		CONCRETE BASE		
		CG	D	
CON:	D		CNX 300 LDBBD	
	WUM	CNX 300 LDCBCGWUM	CNX 300 LDCBDWUM	
	BS	CNX 300 LDCBCGBS	CNX 300 LDCBDBS	
	CD	CNX 300 LDCBCGCD	CNX 300 LDCBDCD	
	TR	CNX 300 LDCBCGTR	CNX 300 LDCBDTR	
	CERAMIC	CL	CNX 300 LDCBCGCL	CNX 300 LDCBDCL
		PG	CNX 300 LDCBCGPG	CNX 300 LDCBDPG
		TS	CNX 300 LDCBCGTS	CNX 300 LDCBDTS
		TM	CNX 300 LDCBCGTM	CNX 300 LDCBDTM
		NM	CNX 300 LDCBCGNM	CNX 300 LDCBDNM
	ZUM	CNX 300 LDCBCGZUM	CNX 300 LDCBDZUM	
	TEAK	W	CNX 300 LDWBCG	CNX 300 LDWBD

CONIX SPECIFICATIONS

STANDARD / LIMITED / ON REQUEST

OVAL HIGH LOUNGE TABLE	
REF:	CNX 300 HL...
WEIGHT:	CON: 271 kg C: 188,4 kg W: 183,4 kg
INFO:	ASSEMBLING NEEDED BASE TO BE FILLED WITH GRAVEL FOR ADDED WEIGHT



		CONCRETE BASE		
		CG		
CERAMIC	WUM	CNX 300 HLCBCGWUM	•	
	BS	CNX 300 HLCBCGBS	•	
	CD	CNX 300 HLCBCGCD	•	
	TR	CNX 300 HLCBCGTR	•	
	CL	CNX 300 HLCBCGCL	•	
	PG	CNX 300 HLCBCGPG	•	
	TS	CNX 300 HLCBCGTS	•	
	TM	CNX 300 HLCBCGTM	•	
	NM	CNX 300 HLCBCGNM	•	
	ZUM	CNX 300 HLCBCGZUM	•	
	TEAK	W	CNX 300 HLWBCG	•

OVAL LOW LOUNGE TABLE	
REF:	CNX 300 LL...
WEIGHT:	CON: 262 kg C: 173,9 kg W: 169 kg
INFO:	ASSEMBLING NEEDED BASE TO BE FILLED WITH GRAVEL FOR ADDED WEIGHT DO NOT USE OUTDOOR COVER ON CONCRETE TABLE TOPS!



		CONCRETE BASE		
		CG	D	
CERAMIC	CON	D	CNX 300 LLBBD	
	WUM	CNX 300 LLCBCGWUM	CNX 300 LLCBDWUM	
	BS	CNX 300 LLCBCGBS	CNX 300 LLCBDBS	
	CD	CNX 300 LLCBCGCD	CNX 300 LLCBD CD	
	TR	CNX 300 LLCBCGTR	CNX 300 LLCBDTR	
	CL	CNX 300 LLCBCGCL	CNX 300 LLCBDCL	
	PG	CNX 300 LLCBCGPG	CNX 300 LLCBDPG	
	TS	CNX 300 LLCBCGTS	CNX 300 LLCBDTS	
	TM	CNX 300 LLCBCGTM	CNX 300 LLCBDTM	
	NM	CNX 300 LLCBCGNM	CNX 300 LLCBDNM	
	ZUM	CNX 300 LLCBCGZUM	CNX 300 LLCBDZUM	
	TEAK	W	CNX 300 LLWBCG	CNX 300 LLWBD

CONIX SPECIFICATIONS

ELLIPSE DINING TABLE	
REF:	CNX 2513...
WEIGHT:	CON: 228 kg C: 176 kg
INFO:	ASSEMBLING NEEDED BASE TO BE FILLED WITH GRAVEL FOR ADDED WEIGHT DO NOT USE OUTDOOR COVER ON CONCRETE TABLE TOPS!



		CONCRETE BASE		
		CG	D	
CONCRETE	D		CNX 2513 BBD	
	CG	CNX 2513 BBCG		
	WUM	CNX 2513 CBCGWUM	CNX 2513 CBDWUM	
	BS	CNX 2513 CBCGBS	CNX 2513 CBDBS	
	CD	CNX 2513 CBCGCD	CNX 2513 CBDCD	
	TR	CNX 2513 CBCGTR	CNX 2513 CBDTR	
	CERAMIC	CL	CNX 2513 CBCGCL	CNX 2513 CBDCL
		PG	CNX 2513 CBCGPG	CNX 2513 CBDPG
		TS	CNX 2513 CBCGTS	CNX 2513 CBDTS
		TM	CNX 2513 CBCGTM	CNX 2513 CBDTM
		NM	CNX 2513 CBCGNM	CNX 2513 CBDNM
		ZUM	CNX 2513 CBCGZUM	CNX 2513 CBDZUM

ELLIPSE LOW DINING TABLE	
REF:	CNX 2513 LD...
WEIGHT:	CON: 225,5 kg C: 170,9 kg
INFO:	ASSEMBLING NEEDED BASE TO BE FILLED WITH GRAVEL FOR ADDED WEIGHT DO NOT USE OUTDOOR COVER ON CONCRETE TABLE TOPS!



		CONCRETE BASE		
		CG	D	
CONCRETE	D		CNX 2513 LDBBD	
	CG	CNX 2513 LDBBCG		
	WUM	CNX 2513 LDCBCGWUM	CNX 2513 LDCBDWUM	
	BS	CNX 2513 LDCBCGBS	CNX 2513 LDCBDBS	
	CD	CNX 2513 LDCBCGCD	CNX 2513 LDCBDCD	
	TR	CNX 2513 LDCBCGTR	CNX 2513 LDCBDTR	
	CERAMIC	CL	CNX 2513 LDCBCGCL	CNX 2513 LDCBDCL
		PG	CNX 2513 LDCBCGPG	CNX 2513 LDCBDPG
		TS	CNX 2513 LDCBCGTS	CNX 2513 LDCBDTS
		TM	CNX 2513 LDCBCGTM	CNX 2513 LDCBDTM
		NM	CNX 2513 LDCBCGNM	CNX 2513 LDCBDNM
		ZUM	CNX 2513 LDCBCGZUM	CNX 2513 LDCBDZUM

CONIX SPECIFICATIONS

STANDARD / LIMITED / ON REQUEST

ELLIPSE HIGH LOUNGE TABLE	
REF:	CNX 2513 HL...
WEIGHT:	CON: 235,5 kg C: 181 kg
INFO:	ASSEMBLING NEEDED BASE TO BE FILLED WITH GRAVEL FOR ADDED WEIGHT DO NOT USE OUTDOOR COVER ON CONCRETE TABLE TOPS!



		CONCRETE BASE	
		CG	
CON.	CG	CNX 2513 HLBBBCG	•
	WUM	CNX 2513 HLCBCGWUM	•
CERAMIC	BS	CNX 2513 HLCBCGBS	•
	CD	CNX 2513 HLCBCGCD	•
	TR	CNX 2513 HLCBCGTR	•
	CL	CNX 2513 HLCBCGCL	•
	PG	CNX 2513 HLCBCGPG	•
	TS	CNX 2513 HLCBCGTS	•
	TM	CNX 2513 HLCBCGTM	•
	NM	CNX 2513 HLCBCGNM	•
	ZUM	CNX 2513 HLCBCGZUM	•

ELLIPSE LOW LOUNGE TABLE	
REF:	CNX 2513 LL...
WEIGHT:	CON: 221,1 kg C: 166,6 kg
INFO:	ASSEMBLING NEEDED BASE TO BE FILLED WITH GRAVEL FOR ADDED WEIGHT DO NOT USE OUTDOOR COVER ON CONCRETE TABLE TOPS!



		CONCRETE BASE	
		CG	D
CON.	D		CNX 2513 LLBBD
	CG	CNX 2513 LLBBCG	•
CERAMIC	WUM	CNX 2513 LLCBCGWUM	CNX 2513 LLCBDWUM
	BS	CNX 2513 LLCBCGBS	CNX 2513 LLCBDBS
	CD	CNX 2513 LLCBCGCD	CNX 2513 LLCBD CD
	TR	CNX 2513 LLCBCGTR	CNX 2513 LLCBDTR
	CL	CNX 2513 LLCBCGCL	CNX 2513 LLCBDCL
	PG	CNX 2513 LLCBCGPG	CNX 2513 LLCBDPG
	TS	CNX 2513 LLCBCGTS	CNX 2513 LLCBDTS
	TM	CNX 2513 LLCBCGTM	CNX 2513 LLCBDTM
	NM	CNX 2513 LLCBCGNM	CNX 2513 LLCBDNM
	ZUM	CNX 2513 LLCBCGZUM	CNX 2513 LLCBDZUM

CONIX SPECIFICATIONS

ELLIPSE DINING TABLE	
REF:	CNX 3214...
WEIGHT:	CON: 281,7 kg C: 213 kg
INFO:	ASSEMBLING NEEDED BASE TO BE FILLED WITH GRAVEL FOR ADDED WEIGHT DO NOT USE OUTDOOR COVER ON CONCRETE TABLE TOPS!



		CONCRETE BASE	
		CG	D
CONCRETE	D		CNX 3214 BBD
	CG	CNX 3214 BBCG	
CERAMIC	WUM	CNX 3214 CBCGWUM	CNX 3214 CBDWUM
	BS	CNX 3214 CBCGBS	CNX 3214 CBDBS
	CD	CNX 3214 CBCGCD	CNX 3214 CBDCD
	CL	CNX 3214 CBCGCL	CNX 3214 CBDCL
	PG	CNX 3214 CBCGPG	CNX 3214 CBDPG
	TS	CNX 3214 CBCGTS	CNX 3214 CBDTS
	TM	CNX 3214 CBCGTM	CNX 3214 CBDTM
	NM	CNX 3214 CBCGNM	CNX 3214 CBDNM
	ZUM	CNX 3214 CBCGZUM	CNX 3214 CBDZUM

ELLIPSE LOW DINING TABLE	
REF:	CNX 3214 LD...
WEIGHT:	CON: 301,5 kg C: 230,2 kg
INFO:	ASSEMBLING NEEDED BASE TO BE FILLED WITH GRAVEL FOR ADDED WEIGHT DO NOT USE OUTDOOR COVER ON CONCRETE TABLE TOPS!



		CONCRETE BASE	
		CG	D
CONCRETE	D		CNX 3214 LDBBD
	CG	CNX 3214 LDBBCG	
CERAMIC	WUM	CNX 3214 LDCBCGWUM	CNX 3214 LDCBDWUM
	BS	CNX 3214 LDCBCGBS	CNX 3214 LDCBDBS
	CD	CNX 3214 LDCBCGCD	CNX 3214 LDCBD CD
	CL	CNX 3214 LDCBCGCL	CNX 3214 LDCBDCL
	PG	CNX 3214 LDCBCGPG	CNX 3214 LDCBDPG
	TS	CNX 3214 LDCBCGTS	CNX 3214 LDCBDTS
	TM	CNX 3214 LDCBCGTM	CNX 3214 LDCBDTM
	NM	CNX 3214 LDCBCGNM	CNX 3214 LDCBDNM
	ZUM	CNX 3214 LDCBCGZUM	CNX 3214 LDCBDZUM

CONIX SPECIFICATIONS


STANDARD / LIMITED / ON REQUEST

ELLIPSE HIGH LOUNGE TABLE	
REF:	CNX 3214 HL...
WEIGHT:	CON: 281,7 kg C: 210,4 kg
INFO:	ASSEMBLING NEEDED BASE TO BE FILLED WITH GRAVEL FOR ADDED WEIGHT DO NOT USE OUTDOOR COVER ON CONCRETE TABLE TOPS!



		CONCRETE BASE		
		CG		
CON.	CG	CNX 3214 HLBBCG		
	WUM	CNX 3214 HLCBCGWUM		
CERAMIC	BS	CNX 3214 HLCBCGBS		
	CD	CNX 3214 HLCBCGCD		
	CL	CNX 3214 HLCBCGCL		
	PG	CNX 3214 HLCBCGPG		
	TS	CNX 3214 HLCBCGTS		
	TM	CNX 3214 HLCBCGTM		
	NM	CNX 3214 HLCBCGNM		
	ZUM	CNX 3214 HLCBCGZUM		

ELLIPSE LOW LOUNGE TABLE	
REF:	CNX 3214 LL...
WEIGHT:	CON: 367,3 kg C: 195,9 kg
INFO:	ASSEMBLING NEEDED BASE TO BE FILLED WITH GRAVEL FOR ADDED WEIGHT DO NOT USE OUTDOOR COVER ON CONCRETE TABLE TOPS!



		CONCRETE BASE	
		CG	D
CONCRETE	D		CNX 3214 LLBBD
	CG	CNX 3214 LLBBCG	
CERAMIC	WUM	CNX 3214 LLCBCGWUM	CNX 3214 LLCBDWUM
	BS	CNX 3214 LLCBCGBS	CNX 3214 LLCBDBS
	CD	CNX 3214 LLCBCGCD	CNX 3214 LLCBDGD
	CL	CNX 3214 LLCBCGCL	CNX 3214 LLCBDCL
	PG	CNX 3214 LLCBCGPG	CNX 3214 LLCBDPG
	TS	CNX 3214 LLCBCGTS	CNX 3214 LLCBDTS
	TM	CNX 3214 LLCBCGTM	CNX 3214 LLCBDTM
	NM	CNX 3214 LLCBCGNM	CNX 3214 LLCBDNM
	ZUM	CNX 3214 LLCBCGZUM	CNX 3214 LLCBDZUM

CONIX SPECIFICATIONS

SIDE TABLE	
REF:	CNX 40TL...
WEIGHT:	CON: 11,9 kg C: 11 kg W: 10,9 kg V: 8,3 kg
INFO:	ASSEMBLING NEEDED DO NOT USE OUTDOOR COVER ON CONCRETE TABLE TOPS!



		CONCRETE BASE		
		CG	D	
CONCRETE	D		CNX 40TL BBD	
	CG	CNX 40TL BBCG		
	WUM	CNX 40TL CBCGWUM	CNX 40TL CBDWUM	
	BS	CNX 40TL CBCGBS	CNX 40TL CBDBS	
	CD	CNX 40TL CBCGCD	CNX 40TL CBDCD	
	TR	CNX 40TL CBCGTR	CNX 40TL CBDTR	
	TG	CNX 40TL CBCGTG	CNX 40TL CBDTG	
	CL	CNX 40TL CBCGCL	CNX 40TL CBDCL	
	PG	CNX 40TL CBCGPG	CNX 40TL CBDPG	
	TS	CNX 40TL CBCGTS	CNX 40TL CBDTS	
	TM	CNX 40TL CBCGTM	CNX 40TL CBDTM	
	NM	CNX 40TL CBCGNM	CNX 40TL CBDNM	
	ZUM	CNX 40TL CBCGZUM	CNX 40TL CBDZUM	
	CERAMIC	W	CNX 40TL WBCG	CNX 40TL WBD
PE		CNX 40TL VBCGPE	CNX 40TL VBDPE	
JA		CNX 40TL VBCGJA	CNX 40TL VBDJA	
MO		CNX 40TL VBCGMO	CNX 40TL VBDMO	
DU		CNX 40TL VBCGDU	CNX 40TL VBDDU	
LA		CNX 40TL VBCGLA	CNX 40TL VBDLA	
SL		CNX 40TL VBCGSL	CNX 40TL VBDSL	
ENAMELED LAVA STONE		W	CNX 40TL WBCG	CNX 40TL WBD
		PE	CNX 40TL VBCGPE	CNX 40TL VBDPE
		JA	CNX 40TL VBCGJA	CNX 40TL VBDJA
	MO	CNX 40TL VBCGMO	CNX 40TL VBDMO	
	DU	CNX 40TL VBCGDU	CNX 40TL VBDDU	
	LA	CNX 40TL VBCGLA	CNX 40TL VBDLA	
	SL	CNX 40TL VBCGSL	CNX 40TL VBDSL	
	TEAK	W	CNX 40TL WBCG	CNX 40TL WBD
		PE	CNX 40TL VBCGPE	CNX 40TL VBDPE
		JA	CNX 40TL VBCGJA	CNX 40TL VBDJA
MO		CNX 40TL VBCGMO	CNX 40TL VBDMO	
DU		CNX 40TL VBCGDU	CNX 40TL VBDDU	
LA		CNX 40TL VBCGLA	CNX 40TL VBDLA	
SL		CNX 40TL VBCGSL	CNX 40TL VBDSL	

SIDE TABLE	
REF:	CNX 60T...
WEIGHT:	CON: 22,2 kg C: 26,4 kg W: 10,5 kg V: 26,3 kg
INFO:	ASSEMBLING NEEDED DO NOT USE OUTDOOR COVER ON CONCRETE TABLE TOPS!



		CONCRETE BASE	
		CG	D
CONCRETE	D		CNX 60T BBD
	CG	CNX 60T BBD	
	WUM	CNX 60T CBDWUM	CNX 60T CBDWUM
	BS	CNX 60T CBDBS	CNX 60T CBDBS
	CD	CNX 60T CBDCD	CNX 60T CBDCD
	TR	CNX 60T CBDTR	CNX 60T CBDTR
	TG	CNX 60T CBDTG	CNX 60T CBDTG
	CL	CNX 60T CBDCL	CNX 60T CBDCL
	PG	CNX 60T CBDPG	CNX 60T CBDPG
	TS	CNX 60T CBDTS	CNX 60T CBDTS
	TM	CNX 60T CBDTM	CNX 60T CBDTM
	NM	CNX 60T CBDNM	CNX 60T CBDNM
	ZUM	CNX 60T CBDZUM	CNX 60T CBDZUM
	TEAK	W	CNX 60T WBD
PE		CNX 60T VBDPE	CNX 60T VBDPE
JA		CNX 60T VBDJA	CNX 60T VBDJA
MO		CNX 60T VBDMO	CNX 60T VBDMO
DU		CNX 60T VBDDU	CNX 60T VBDDU
LA		CNX 60T VBDLA	CNX 60T VBDLA
ENAMELED LAVA STONE	SL	CNX 60T VBDSL	CNX 60T VBDSL