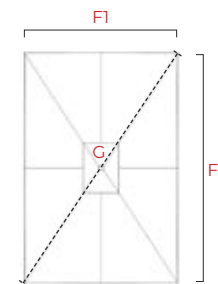
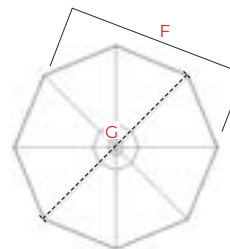
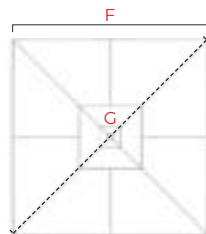
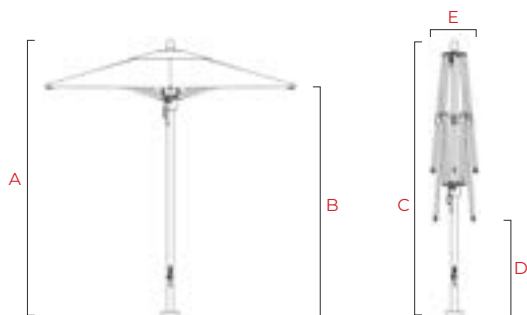




PRODUCT SPECIFICATIONS

# OCEAN MASTER MAX CLASSIC

LIFT SYSTEM: AUTO-LOC MARINE PULLEY LIFT



SHAPES		SQUARE		OCTAGON		RECTANGLE
SIZES (ft/cm)		8.0 / 245	10.0 / 305	9.0 / 275	11.0 / 340	8.0 x 12.0 / 245 x 365
<b>A</b> (in/cm)	MAST HEIGHT (open position)	107 / 272	110 / 279	103 / 262	110 / 279	106 / 270
<b>B</b> (in/cm)	CANOPY CLEARANCE	88 / 223	88 / 223	87 / 221	88 / 223	91 / 230
<b>C</b> (in/cm)	MAST HEIGHT (closed position)	107 / 272	107 / 272	103 / 262	110 / 279	106 / 270
<b>D</b> (in/cm)	TABLE CLEARANCE	37 / 94	37 / 94	46 / 116	39 / 99	17 / 43
<b>E</b> (in/cm)	PARASOL WIDTH (closed)	18 / 45	18 / 45	20 / 50	21 / 54	22 / 56
<b>F</b> (in/cm)	FLAT TO FLAT	96 / 244	120 / 305	102 / 259	125 / 317	F1 x F2: 97 x 145 / 246 x 369
<b>G</b> (in/cm)	POINT TO POINT	135 / 343	170 / 432	110 / 279	135 / 343	174 / 442
(ft <sup>2</sup> /m <sup>2</sup> )	CANOPY AREA COVERAGE	64.6 / 6	100.1 / 9.3	58.1 / 5.4	88.3 / 8.2	98 / 9.1

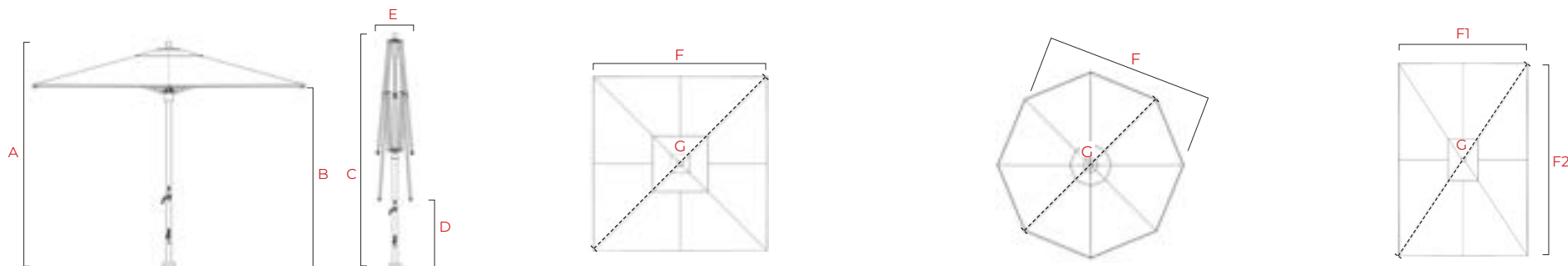
Dimension Tolerances ± 2" / 5cm. Dimensions shown are rounded to the nearest inch/cm and correspond to indicated lift system. Please check our 2D CAD-files for exact dimensions. Options are subject to change without notice.



PRODUCT SPECIFICATIONS

# OCEAN MASTER MAX CLASSIC

LIFT SYSTEM: EASYDRIVE CRANK



SHAPES	SQUARE					OCTAGON					RECTANGLE				
SIZES (ft/cm)	8.0 / 245	10.0 / 305	12.0 / 365	14.0 / 425	16.0 / 490	9.0 / 275	11.0 / 340	13.0 / 400	15.0 / 450	17.0 / 520	8.0 x 12.0 / 245 x 365	10.0 x 14.0 / 305 x 425	12.0 x 16.0 / 365 x 490		
<b>A</b> (in/cm)	MAST HEIGHT (open position)		104 / 265	108 / 274	116 / 295	122 / 310	128 / 326	103 / 261	111 / 281	106 / 269	113 / 287	119 / 303	104 / 265	116 / 295	125 / 318
<b>B</b> (in/cm)	CANOPY CLEARANCE		86 / 219	86 / 219	92 / 233	100 / 255	101 / 257	86 / 219	86 / 219	86 / 219	90 / 229	94 / 238	86 / 219	92 / 233	105 / 266
<b>C</b> (in/cm)	MAST HEIGHT (closed position)		104 / 265	130 / 331	146 / 370	160 / 407	176 / 448	103 / 261	111 / 281	133 / 338	140 / 356	153 / 387	120 / 306	152 / 385	167 / 423
<b>D</b> (in/cm)	TABLE CLEARANCE		35 / 89	41 / 104	41 / 104	39 / 98	37 / 95	39 / 98	46 / 118	53 / 135	46 / 118	47 / 119	35 / 89	43 / 110	44 / 111
<b>E</b> (in/cm)	PARASOL WIDTH (closed)		18 / 46	18 / 46	20 / 51	23 / 59	24 / 62	20 / 51	20 / 51	23 / 59	25 / 63	26 / 66	18 / 46	22 / 56	26 / 66
<b>F</b> (in/cm)	FLAT TO FLAT		97 / 246	120 / 305	145 / 367	169 / 430	193 / 490	101 / 257	124 / 315	143 / 363	168 / 427	190 / 482	F1xF2: 98 x 144 / 249 x 366	F1xF2: 120 x 173 / 304 x 439	F1xF2: 143 x 194 / 364 x 493
<b>G</b> (in/cm)	POINT TO POINT		137 / 348	170 / 431	204 / 518	239 / 607	272 / 691	109 / 277	134 / 341	154 / 392	182 / 462	205 / 521	174 / 443	210 / 533	241 / 612
(ft <sup>2</sup> /m <sup>2</sup> )	CANOPY AREA COVERAGE		64.5 / 6	100.1 / 9.3	145.3 / 13.5	199.1 / 18.5	258.3 / 24	59.2 / 5.5	88.3 / 8.2	116.2 / 10.8	161.5 / 15	204.5 / 19	98 / 9.1	143.1 / 13.3	192.7 / 17.9

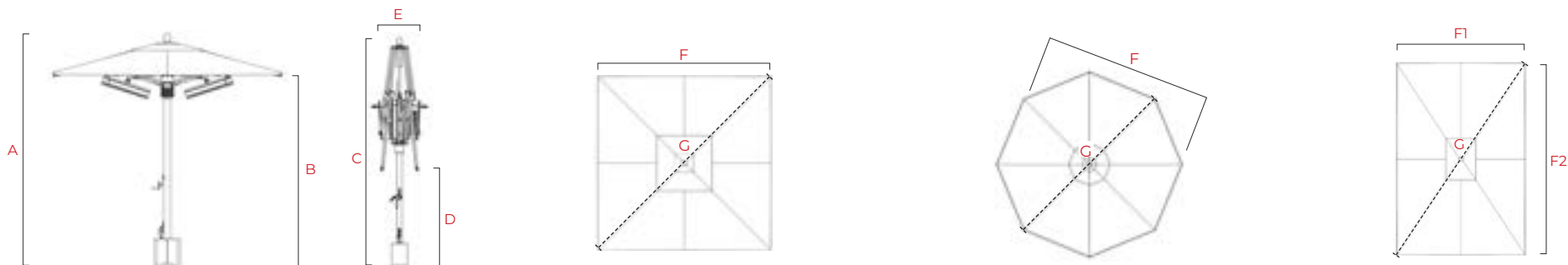
Dimension Tolerances ± 2" / 5cm. Dimensions shown are rounded to the nearest inch/cm and correspond to indicated lift system. Please check our 2D CAD-files for exact dimensions. Options are subject to change without notice.



PRODUCT SPECIFICATIONS

# OCEAN MASTER MAX CLASSIC

LIFT SYSTEM: EASYDRIVE CRANK (INCL. AMBIA LED LIGHT & 4 HEATERS)



SHAPES		SQUARE					OCTAGON					RECTANGLE		
SIZES (ft/cm)		8.0 / 245	10.0 / 305	12.0 / 365	14.0 / 425	16.0 / 490	9.0 / 275	11.0 / 340	13.0 / 400	15.0 / 450	17.0 / 520	8.0 x 12.0 / 245 x 365	10.0 x 14.0 / 305 x 425	12.0 x 16.0 / 365 x 490
<b>A</b> (in/cm)	MAST HEIGHT (open position)	104 / 265	110 / 280	116 / 295	122 / 310	128 / 326	111 / 282	111 / 282	106 / 270	113 / 287	119 / 303	106 / 270	116 / 295	125 / 318
<b>B</b> (in/cm)	CANOPY CLEARANCE	84 / 213	88 / 223	92 / 233	100 / 255	101 / 257	91 / 231	89 / 225	86 / 219	90 / 229	94 / 238	90 / 229	91 / 231	104 / 264
<b>C</b> (in/cm)	MAST HEIGHT (closed position)	120 / 304	131 / 332	140 / 355	160 / 407	176 / 448	128 / 325	132 / 335	133 / 338	140 / 356	153 / 388	126 / 319	152 / 385	167 / 423
<b>D</b> (in/cm)	TABLE CLEARANCE	50 / 127	43 / 110	35 / 89	39 / 98	37 / 95	71 / 180	61 / 155	53 / 135	46 / 117	46 / 117	37 / 94	43 / 110	43 / 110
<b>E</b> (in/cm)	PARASOL WIDTH (closed)	22 / 56	22 / 56	23 / 59	23 / 59	22 / 56	23 / 59	24 / 61	23 / 58	24 / 61	24 / 61	27 / 68	21 / 54	21 / 54
<b>F</b> (in/cm)	FLAT TO FLAT	97 / 246	120 / 305	145 / 367	169 / 430	193 / 490	101 / 257	124 / 315	143 / 363	168 / 427	190 / 482	F1x F2: 98 x 144 / 249 x 366	F1x F2: 120 x 173 / 304 x 439	F1x F2: 143 x 194 / 364 x 493
<b>G</b> (in/cm)	POINT TO POINT	137 / 348	170 / 431	204 / 518	239 / 607	272 / 691	109 / 277	134 / 341	154 / 392	182 / 462	205 / 521	174 / 443	210 / 533	241 / 612
(ft <sup>2</sup> /m <sup>2</sup> )	CANOPY AREA COVERAGE	64.5 / 6	100.1 / 9.3	145.3 / 13.5	199.1 / 18.5	258.3 / 24	59.2 / 5.5	88.3 / 8.2	116.2 / 10.8	161.5 / 15	204.5 / 19	98 / 9.1	143.1 / 13.3	192.7 / 17.9

Dimension Tolerances ± 2" / 5cm. Dimensions shown are rounded to the nearest inch/cm and correspond to indicated lift system. Please check our 2D CAD-files for exact dimensions. Options are subject to change without notice.