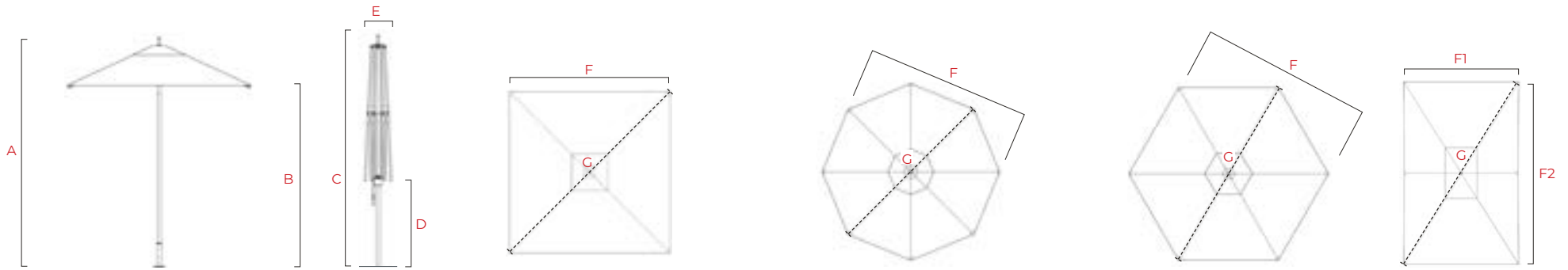




PRODUCT SPECIFICATIONS

OCEAN MASTER M1 CLASSIC

LIFT SYSTEM: MANUAL LIFT WITH PIN



SHAPES		SQUARE				OCTAGON					HEXAGON				RECTANGLE	
SIZES (ft/cm)		5.5 / 165	6.5 / 200	7.5 / 225	8.5 / 260	6.0 / 180	7.5 / 225	9.0 / 275	10.5 / 320	11.5 / 360	7.0 / 215	8.5 / 260	10.0 / 305	11.0 / 340	5.0x8.0 / 150x425	6.0x9.0 / 180x275
A (in/cm)	MAST HEIGHT (open)	97 / 247	97 / 247	99 / 252	100 / 254	96 / 244	97 / 247	97 / 247	101 / 257	101 / 257	98 / 249	97 / 247	101 / 257	101 / 257	101 / 257	101 / 257
B (in/cm)	CANOPY CLEARANCE	76 / 192	76 / 192	79 / 200	73 / 186	77 / 194	78 / 197	74 / 187	78 / 197	76 / 192	79 / 200	76 / 192	76 / 192	76 / 192	79 / 200	74 / 187
C (in/cm)	MAST HEIGHT (closed)	97 / 247	97 / 247	99 / 252	100 / 254	96 / 244	97 / 247	97 / 247	101 / 257	101 / 257	98 / 249	97 / 247	101 / 257	101 / 257	101 / 257	101 / 257
D (in/cm)	TABLE CLEARANCE	46 / 117	34 / 86	34 / 86	24 / 61	50 / 127	45 / 114	36 / 91	32 / 81	27 / 68	42 / 106	35 / 88	33 / 84	28 / 71	38 / 97	28 / 71
E (in/cm)	PARASOL WIDTH (closed)	13 / 32	13 / 32	13 / 32	17 / 43	17 / 43	17 / 43	17 / 43	17 / 43	11 / 28	17 / 43	17 / 43	18 / 45	18 / 45	13 / 32	13 / 32
F (in/cm)	FLAT TO FLAT	65 / 166	80 / 203	88 / 224	102 / 259	68 / 171	86 / 218	104 / 264	116 / 293	126 / 320	81 / 205	98 / 249	108 / 275	118 / 299	F1x F2: 60x97 / 153x247	F1x F2: 76x113 / 193x288
G (in/cm)	POINT TO POINT	93 / 235	113 / 287	125 / 317	144 / 366	73 / 186	93 / 235	113 / 287	125 / 318	136 / 345	93 / 236	113 / 287	125 / 318	136 / 345	114 / 290	136 / 146
(ft ² /m ²)	CANOPY AREA COVERAGE	29 / 2.7	44.1 / 4.1	53.8 / 5	72.1 / 6.7	26.9 / 2.5	43 / 4	62.4 / 5.8	77.5 / 7.2	90.4 / 8.4	38.7 / 3.6	58.1 / 5.4	71 / 6.6	82.9 / 7.7	40.9 / 3.8	59.2 / 5.5

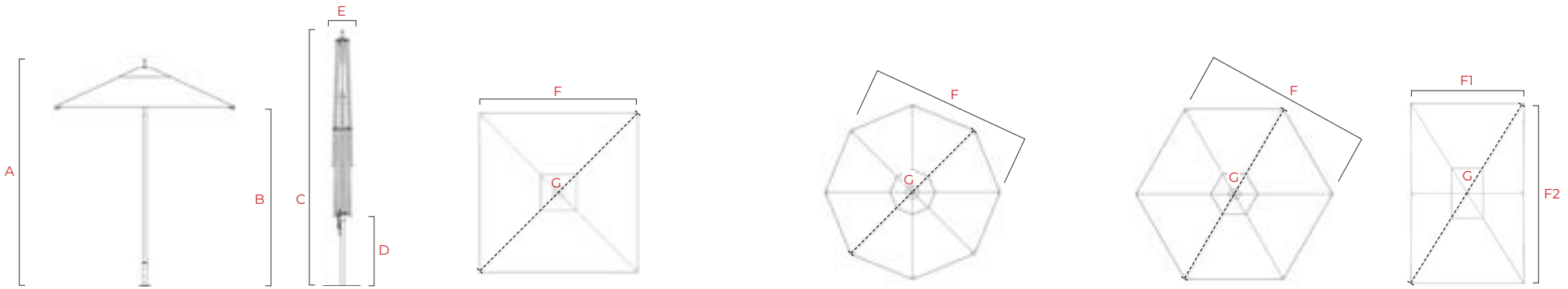
Dimension Tolerances ± 2" / 5cm. Dimensions shown are rounded to the nearest inch/cm and correspond to indicated lift system. Please check our 2D CAD-files for exact dimensions. Options are subject to change without notice.



PRODUCT SPECIFICATIONS

OCEAN MASTER M1 CLASSIC

LIFT SYSTEM: AUTO-LOC MARINE PULLEY LIFT



SHAPES	SQUARE					OCTAGON						HEXAGON				RECTANGLE				
SIZES (ft/cm)	5.5 / 165	6.5 / 200	7.5 / 225	8.5 / 260	10.0 / 305	6.0 / 180	7.5 / 225	9.0 / 275	10.5 / 320	11.5 / 360	13.0 / 400	7.0 / 215	8.5 / 260	10.0 / 305	11.0 / 340	5.0x8.0 / 150x425	6.0x9.0 / 180x275	8.0x12.0 / 245x365		
A (in/cm)	MAST HEIGHT (open)		97 / 247	97 / 246	99 / 252	100 / 254	108 / 274	96 / 244	97 / 247	97 / 247	101 / 257	101 / 257	104 / 264	98 / 249	97 / 247	101 / 257	101 / 257	101 / 257	101 / 257	105 / 266
B (in/cm)	CANOPY CLEARANCE		79 / 200	76 / 192	79 / 200	73 / 186	84 / 213	77 / 194	78 / 197	74 / 187	78 / 197	76 / 192	84 / 213	79 / 200	76 / 192	76 / 192	76 / 192	79 / 200	74 / 187	87 / 220
C (in/cm)	MAST HEIGHT (closed)		97 / 247	97 / 246	99 / 252	100 / 254	123 / 312	96 / 244	97 / 247	97 / 247	101 / 257	101 / 257	119 / 302	98 / 249	97 / 247	101 / 257	101 / 257	101 / 257	101 / 257	120 / 304
D (in/cm)	TABLE CLEARANCE		46 / 117	34 / 86	34 / 86	24 / 61	34 / 86	50 / 127	45 / 114	36 / 91	32 / 81	27 / 68	38 / 97	42 / 106	35 / 88	33 / 84	28 / 71	38 / 97	28 / 71	31 / 78
E (in/cm)	PARASOL WIDTH (closed)		13 / 32	13 / 32	13 / 32	17 / 43	10 / 24	17 / 43	17 / 43	17 / 43	17 / 43	11 / 28	11 / 27	17 / 43	17 / 43	18 / 45	18 / 45	13 / 32	13 / 32	9 / 23
F (in/cm)	FLAT TO FLAT		65 / 166	80 / 203	88 / 224	102 / 259	120 / 305	68 / 171	86 / 218	104 / 264	116 / 293	126 / 320	143 / 363	81 / 205	98 / 249	108 / 275	118 / 299	F1xF2: 60x97 / 153x247	F1xF2: 76x113 / 193x288	F1xF2: 96x143 / 243x363
G (in/cm)	POINT TO POINT		93 / 235	113 / 287	125 / 317	144 / 366	170 / 432	73 / 186	93 / 235	113 / 287	125 / 318	136 / 345	155 / 393	93 / 236	113 / 287	125 / 318	136 / 345	114 / 290	136 / 146	172 / 437
(ft ² /m ²)	CANOPY AREA COVERAGE		29 / 2.7	44.1 / 4.1	53.8 / 5	72.1 / 6.7	100.1 / 9.3	26.9 / 2.5	43 / 4	62.4 / 5.8	77.5 / 7.2	90.4 / 8.4	117.3 / 10.9	38.7 / 3.6	58.1 / 5.4	71 / 6.6	82.9 / 7.7	40.9 / 3.8	59.2 / 5.5	94.7 / 8.8

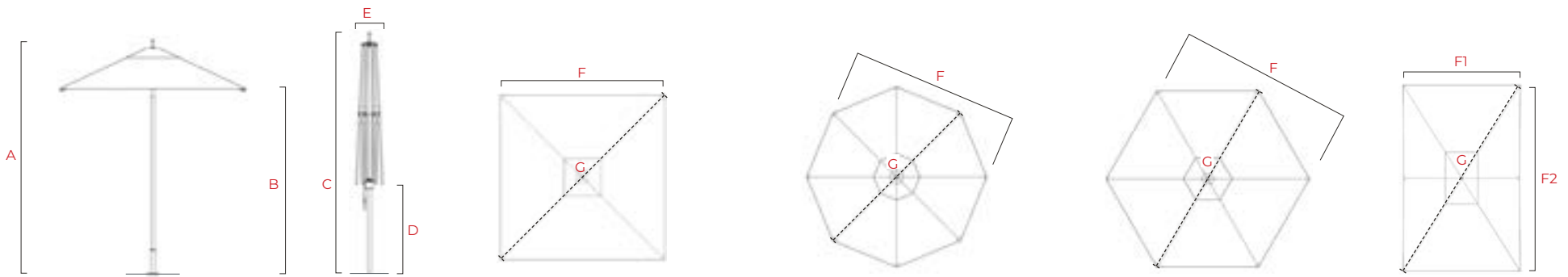
Dimension Tolerances ± 2" / 5cm. Dimensions shown are rounded to the nearest inch/cm and correspond to indicated lift system. Please check our 2D CAD-files for exact dimensions. Options are subject to change without notice.



PRODUCT SPECIFICATIONS

OCEAN MASTER M1 CLASSIC

LIFT SYSTEM: EASYDRIVE CRANK



SHAPES		SQUARE			OCTAGON				HEXAGON			RECTANGLE	
SIZES (ft/cm)		7.5 / 225	8.5 / 260	10.0 / 305	9.0 / 275	10.5 / 320	11.5 / 360	13.0 / 400	8.5 / 260	10.0 / 305	11.0 / 340	6.0x9.0 / 180x275	8.0x12.0 / 245x365
A (in/cm)	MAST HEIGHT (open)	98 / 248	100 / 255	109 / 277	98 / 248	98 / 248	101 / 256	106 / 269	97 / 247	98 / 248	101 / 256	101 / 256	104 / 264
B (in/cm)	CANOPY CLEARANCE	77 / 195	82 / 208	80 / 204	79 / 201	76 / 193	74 / 188	76 / 193	78 / 198	77 / 195	77 / 195	75 / 190	87 / 221
C (in/cm)	MAST HEIGHT (closed)	98 / 248	100 / 255	144 / 365	98 / 248	98 / 248	101 / 256	135 / 343	97 / 247	98 / 248	101 / 256	101 / 256	139 / 353
D (in/cm)	TABLE CLEARANCE	32 / 81	32 / 81	52 / 132	37 / 94	32 / 81	30 / 76	56 / 142	36 / 91	34 / 86	30 / 76	29 / 74	48 / 122
E (in/cm)	PARASOL WIDTH (closed)	13 / 32	18 / 45	17 / 43	17 / 43	17 / 43	17 / 43	17 / 43	17 / 43	18 / 45	13 / 32	13 / 32	13 / 32
F (in/cm)	FLAT TO FLAT	88 / 224	102 / 259	120 / 305	104 / 264	116 / 293	126 / 320	143 / 363	98 / 249	108 / 275	118 / 299	F1xF2: 76x113 / 193x288	F1xF2: 96x143 / 243x363
G (in/cm)	POINT TO POINT	125 / 317	144 / 366	170 / 432	113 / 287	125 / 318	136 / 345	155 / 393	113 / 287	125 / 318	136 / 345	136 / 146	172 / 437
(ft ² /m ²)	CANOPY AREA COVERAGE	53.8 / 5	72.1 / 6.7	100.1 / 9.3	62.4 / 5.8	77.5 / 7.2	90.4 / 8.4	117.3 / 10.9	58.1 / 5.4	71 / 6.6	82.9 / 7.7	59.2 / 5.5	94.7 / 8.8

Dimension Tolerances ± 2" / 5cm. Dimensions shown are rounded to the nearest inch/cm and correspond to indicated lift system. Please check our 2D CAD-files for exact dimensions. Options are subject to change without notice.

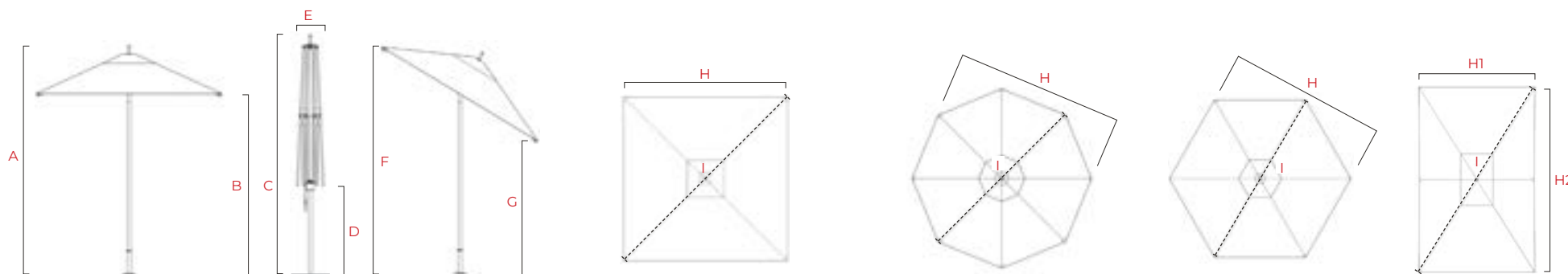


PRODUCT SPECIFICATIONS

OCEAN MASTER M1 CLASSIC

LIFT SYSTEM: MANUAL LIFT WITH PIN

TILT OPTION



SHAPES		SQUARE				OCTAGON				HEXAGON			RECTANGLE	
SIZES (ft/cm)		5.5 / 165	6.5 / 200	7.5 / 225	8.5 / 260	6.0 / 180	7.5 / 225	9.0 / 275	10.5 / 320	7.0 / 215	8.5 / 260	10.0 / 305	5.0x8.0 / 150x245	6.0x9.0 / 180x275
A (in/cm)	MAST HEIGHT (open)	97 / 247	97 / 246	99 / 252	100 / 254	96 / 244	97 / 247	97 / 247	101 / 257	98 / 249	97 / 247	101 / 257	101 / 257	101 / 257
B (in/cm)	CANOPY CLEARANCE	79 / 200	76 / 192	79 / 200	73 / 186	77 / 194	78 / 197	74 / 187	78 / 197	79 / 200	76 / 192	76 / 192	79 / 200	74 / 187
C (in/cm)	MAST HEIGHT (closed)	97 / 247	97 / 246	99 / 252	100 / 254	96 / 244	97 / 247	97 / 247	101 / 257	98 / 249	97 / 247	101 / 257	101 / 257	101 / 257
D (in/cm)	TABLE CLEARANCE	46 / 117	34 / 86	34 / 86	24 / 61	50 / 127	45 / 114	36 / 91	32 / 81	42 / 106	35 / 88	33 / 84	38 / 97	28 / 71
E (in/cm)	PARASOL WIDTH (closed)	13 / 32	13 / 32	13 / 32	17 / 43	17 / 43	17 / 43	17 / 43	17 / 43	17 / 43	17 / 43	18 / 45	13 / 32	13 / 32
F (in/cm)	CANOPY HEIGHT AT MAX. TILT	93 / 236	97 / 246	101 / 257	99 / 252	94 / 240	100 / 255	102 / 260	109 / 277	102 / 260	103 / 262	104 / 265	94 / 240	93 / 236
G (in/cm)	CANOPY BOTTOM AT MAX. TILT	62 / 156	57 / 144	57 / 145	49 / 125	58 / 148	55 / 139	46 / 117	47 / 120	56 / 142	48 / 121	50 / 128	63 / 161	55 / 141
H (in/cm)	FLAT TO FLAT	65 / 166	80 / 203	88 / 224	102 / 259	68 / 171	86 / 218	104 / 264	116 / 293	81 / 205	98 / 249	108 / 275	F1x F2: 60x97 / 153x247	F1x F2: 76x113 / 193x288
I (in/cm)	POINT TO POINT	93 / 236	113 / 287	125 / 317	144 / 366	73 / 186	93 / 235	113 / 287	125 / 318	93 / 236	113 / 287	125 / 318	114 / 290	136 / 146
(ft ² /m ²)	CANOPY AREA COVERAGE	29 / 2.7	44.1 / 4.1	53.8 / 5	72.1 / 6.7	26.9 / 2.5	43 / 4	62.4 / 5.8	77.5 / 7.2	38.7 / 3.6	58.1 / 5.4	71 / 6.6	40.9 / 3.8	59.2 / 5.5

Dimension Tolerances ± 2" / 5cm. Dimensions shown are rounded to the nearest inch/cm and correspond to indicated lift system. Please check our 2D CAD-files for exact dimensions. Options are subject to change without notice.