

**EXES**

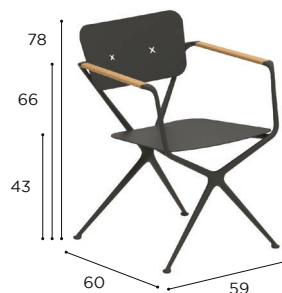
Design by Kris Van Puyvelde



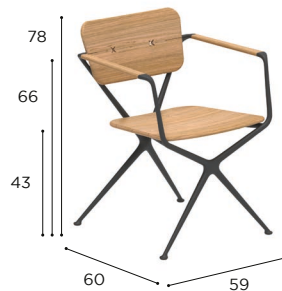
# EXES SPECIFICATIONS

STANDARD / LIMITED / ON REQUEST

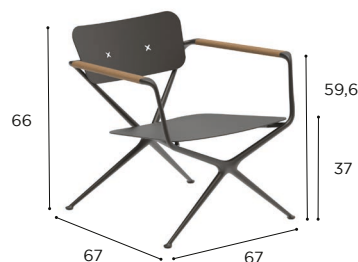
DINING CHAIR	
REF:	EXS 55...
WEIGHT:	8,5 kg
INFO:	ASSEMBLING NEEDED TEAK ARMRESTS FIXING CROSSES IN FRAME COLOUR



DINING CHAIR	
REF:	EXS 55W...
WEIGHT:	4,5 kg
INFO:	ASSEMBLING NEEDED TEAK ARMRESTS FIXING CROSSES IN FRAME COLOUR



LOW CHAIR	
REF:	EXS 77...
WEIGHT:	9 kg
INFO:	ASSEMBLING NEEDED TEAK ARMRESTS FIXING CROSSES IN FRAME COLOUR



	COATED ALUMINIUM				
	WR	PB	S	BR	A
	EXS 55 WR	EXS 55 PB	EXS 55 S	EXS 55 BR	EXS 55 A
	CUSHIONS				
	PIL EXS 55 BED... (BACK)				
CAT. A	•				
CAT. B	•				
CAT. C	•				
	PIL EXS 55 SED... (SEAT)				
CAT. A	•				
CAT. B	•				
CAT. C	•				
	OPTIONAL TEAK FIXING CROSSES (SET) FOR BACKREST CUSHION				
	PIL EXS FCW				

- = STANDARD CROSSES IN FRAME COLOUR (SET)
- = OPTIONAL TEAK CROSSES (SET)

	COATED ALUMINIUM									
	WR	W	PB	W	S	W	BR	W	A	W
	EXS 55 WWR		EXS 55 WPB		EXS 55 WS		EXS 55 WBR		EXS 55 WA	
	CUSHIONS									
	PIL EXS 55 BED... (BACK)									
CAT. A	•									
CAT. B	•									
CAT. C	•									
	PIL EXS 55 SED... (SEAT)									
CAT. A	•									
CAT. B	•									
CAT. C	•									

- = STANDARD CROSSES IN FRAME COLOUR (SET)

	COATED ALUMINIUM				
	WR	PB	S	BR	A
	EXS 77 WR	EXS 77 PB	EXS 77 S	EXS 77 BR	EXS 77 A
	CUSHIONS				
	PIL EXS 77 BED... (BACK)				
CAT. A	•				
CAT. B	•				
CAT. C	•				
	PIL EXS 77 SED... (SEAT)				
CAT. A	•				
CAT. B	•				
CAT. C	•				
	OPTIONAL TEAK FIXING CROSSES (SET) FOR BACKREST CUSHION				
	PIL EXS FCW				

- = STANDARD CROSSES IN FRAME COLOUR (SET)
- = OPTIONAL TEAK CROSSES (SET)

# EXES SPECIFICATIONS

ROUND TABLE	
REF:	EXS 120R...
WEIGHT:	C: 42,5 kg W: 29 kg
INFO:	ASSEMBLING NEEDED



		COATED ALUMINIUM					
		WR	PB	S	BR	A	
CERAMIC	WUM	EXS 120R CWRWUM	EXS 120R CPBWUM	EXS 120R CSWUM	EXS 120R CBRWUM	EXS 120R CAWUM	
	BS	EXS 120R CWRBS	EXS 120R CPBBS	EXS 120R CSBS	EXS 120R CBRBS	EXS 120R CABS	
	CD	EXS 120R CWRCD	EXS 120R CPBCD	EXS 120R CSCD	EXS 120R CBRCD	EXS 120R CACD	
	TR	EXS 120R CWRTR	EXS 120R CPBTR	EXS 120R CSTR	EXS 120R CBRTR	EXS 120R CATR	
	CL	EXS 120R CWRCL	EXS 120R CPBCL	EXS 120R CSCL	EXS 120R CBRCL	EXS 120R CACL	
	PG	EXS 120R CWRPG	EXS 120R CPBPG	EXS 120R CSPG	EXS 120R CBRPG	EXS 120R CAPG	
	TS	EXS 120R CWRTS	EXS 120R CPBTS	EXS 120R CSTS	EXS 120R CBRTS	EXS 120R CATS	
	TM	EXS 120R CWRTM	EXS 120R CPBTM	EXS 120R CSTM	EXS 120R CBRTM	EXS 120R CATM	
	NM	EXS 120R CWRNM	EXS 120R CPBNM	EXS 120R CSNM	EXS 120R CBRNM	EXS 120R CANM	
	ZUM	EXS 120R CWRZUM	EXS 120R CPBZUM	EXS 120R CSZUM	EXS 120R CBRZUM	EXS 120R CAZUM	
	TEAK	W	EXS 120R WWR	EXS 120R WPB	EXS 120R WS	EXS 120R WBR	EXS 120R WA

ROUND TABLE	
REF:	EXS 160R...
WEIGHT:	C: 69 kg W: 42,5 kg
INFO:	ASSEMBLING NEEDED



		COATED ALUMINIUM					
		WR	PB	S	BR	A	
CERAMIC	WUM	EXS 160R CWRWUM	EXS 160R CPBWUM	EXS 160R CSWUM	EXS 160R CBRWUM	EXS 160R CAWUM	
	BS	EXS 160R CWRBS	EXS 160R CPBBS	EXS 160R CSBS	EXS 160R CBRBS	EXS 160R CABS	
	CD	EXS 160R CWRCD	EXS 160R CPBCD	EXS 160R CSCD	EXS 160R CBRCD	EXS 160R CACD	
	CL	EXS 160R CWRCL	EXS 160R CPBCL	EXS 160R CSCL	EXS 160R CBRCL	EXS 160R CACL	
	PG	EXS 160R CWRPG	EXS 160R CPBPG	EXS 160R CSPG	EXS 160R CBRPG	EXS 160R CAPG	
	TS	EXS 160R CWRTS	EXS 160R CPBTS	EXS 160R CSTS	EXS 160R CBRTS	EXS 160R CATS	
	TM	EXS 160R CWRTM	EXS 160R CPBTM	EXS 160R CSTM	EXS 160R CBRTM	EXS 160R CATM	
	NM	EXS 160R CWRNM	EXS 160R CPBNM	EXS 160R CSNM	EXS 160R CBRNM	EXS 160R CANM	
	ZUM	EXS 160R CWRZUM	EXS 160R CPBZUM	EXS 160R CSZUM	EXS 160R CBRZUM	EXS 160R CAZUM	
	TEAK	W	EXS 160R WWR	EXS 160R WPB	EXS 160R WS	EXS 160R WBR	EXS 160R WA

# EXES SPECIFICATIONS

STANDARD / LIMITED / ON REQUEST

OVAL TABLE	
REF:	EXS 220...
WEIGHT:	C: 86,5 kg W: 67,5 kg
INFO:	ASSEMBLING NEEDED



		COATED ALUMINIUM					
		WR	PB	S	BR	A	
CERAMIC	WUM	EXS 220 CWRWUM	EXS 220 CPBWUM	EXS 220 CSWUM	EXS 220 CBRWUM	EXS 220 CAWUM	
	BS	EXS 220 CWRBS	EXS 220 CPBBS	EXS 220 CSBS	EXS 220 CBRBS	EXS 220 CABS	
	CD	EXS 220 CWRCD	EXS 220 CPBCD	EXS 220 CSCD	EXS 220 CBRCD	EXS 220 CACD	
	TR	EXS 220 CWRTR	EXS 220 CPBTR	EXS 220 CSTR	EXS 220 CBRTR	EXS 220 CATR	
	CL	EXS 220 CWRCL	EXS 220 CPBCL	EXS 220 CSCL	EXS 220 CBRCL	EXS 220 CACL	
	PG	EXS 220 CWRPG	EXS 220 CPBPG	EXS 220 CSPG	EXS 220 CBRPG	EXS 220 CAPG	
	TS	EXS 220 CWRTS	EXS 220 CPBTS	EXS 220 CSTS	EXS 220 CBRTS	EXS 220 CATS	
	TM	EXS 220 CWRTM	EXS 220 CPBTM	EXS 220 CSTM	EXS 220 CBRTM	EXS 220 CATM	
	NM	EXS 220 CWRNM	EXS 220 CPBNM	EXS 220 CSNM	EXS 220 CBRNM	EXS 220 CANM	
	ZUM	EXS 220 CWRZUM	EXS 220 CPBZUM	EXS 220 CSZUM	EXS 220 CBRZUM	EXS 220 CAZUM	
	TEAK	W	EXS 220 WWR	EXS 220 WPB	EXS 220 WS	EXS 220 WBR	EXS 220 WA
			.	.	.	.	.

OVAL TABLE	
REF:	EXS 300...
WEIGHT:	C: 113 kg W: 91,5 kg
INFO:	ASSEMBLING NEEDED



		COATED ALUMINIUM					
		WR	PB	S	BR	A	
CERAMIC	WUM	EXS 300 CWRWUM	EXS 300 CPBWUM	EXS 300 CSWUM	EXS 300 CBRWUM	EXS 300 CAWUM	
	BS	EXS 300 CWRBS	EXS 300 CPBBS	EXS 300 CSBS	EXS 300 CBRBS	EXS 300 CABS	
	CD	EXS 300 CWRCD	EXS 300 CPBCD	EXS 300 CSCD	EXS 300 CBRCD	EXS 300 CACD	
	TR	EXS 300 CWRTR	EXS 300 CPBTR	EXS 300 CSTR	EXS 300 CBRTR	EXS 300 CATR	
	CL	EXS 300 CWRCL	EXS 300 CPBCL	EXS 300 CSCL	EXS 300 CBRCL	EXS 300 CACL	
	PG	EXS 300 CWRPG	EXS 300 CPBPG	EXS 300 CSPG	EXS 300 CBRPG	EXS 300 CAPG	
	TS	EXS 300 CWRTS	EXS 300 CPBTS	EXS 300 CSTS	EXS 300 CBRTS	EXS 300 CATS	
	TM	EXS 300 CWRTM	EXS 300 CPBTM	EXS 300 CSTM	EXS 300 CBRTM	EXS 300 CATM	
	NM	EXS 300 CWRNM	EXS 300 CPBNM	EXS 300 CSNM	EXS 300 CBRNM	EXS 300 CANM	
	ZUM	EXS 300 CWRZUM	EXS 300 CPBZUM	EXS 300 CSZUM	EXS 300 CBRZUM	EXS 300 CAZUM	
	TEAK	W	EXS 300 WWR	EXS 300 WPB	EXS 300 WS	EXS 300 WBR	EXS 300 WA
			.	.	.	.	.

# EXES SPECIFICATIONS

ELLIPSE TABLE	
REF:	EXS 2513...
WEIGHT:	89 kg
INFO:	ASSEMBLING NEEDED



		COATED ALUMINIUM				
		WR	PB	S	BR	A
CERAMIC	WUM	EXS 2513 CWRWUM	EXS 2513 CPBWUM	EXS 2513 CSWUM	EXS 2513 CBRWUM	EXS 2513 CAWUM
	BS	EXS 2513 CWRBS	EXS 2513 CPBBS	EXS 2513 CSBS	EXS 2513 CBRBS	EXS 2513 CABS
	CD	EXS 2513 CWRCD	EXS 2513 CPBCD	EXS 2513 CSCD	EXS 2513 CBRCD	EXS 2513 CACD
	TR	EXS 2513 CWRTR	EXS 2513 CPBTR	EXS 2513 CSTR	EXS 2513 CBRTR	EXS 2513 CATR
	PG	EXS 2513 CWRPG	EXS 2513 CPBPG	EXS 2513 CSPG	EXS 2513 CBRPG	EXS 2513 CAPG
	CL	EXS 2513 CWRCL	EXS 2513 CPBCL	EXS 2513 CSCL	EXS 2513 CBRCL	EXS 2513 CACL
	TS	EXS 2513 CWRTS	EXS 2513 CPBTS	EXS 2513 CSTS	EXS 2513 CBRTS	EXS 2513 CATS
	TM	EXS 2513 CWRTM	EXS 2513 CPBTM	EXS 2513 CSTM	EXS 2513 CBRTM	EXS 2513 CATM
	NM	EXS 2513 CWRNM	EXS 2513 CPBNM	EXS 2513 CSNM	EXS 2513 CBRNM	EXS 2513 CANM
	ZUM	EXS 2513 CWRZUM	EXS 2513 CPBZUM	EXS 2513 CSZUM	EXS 2513 CBRZUM	EXS 2513 CAZUM

ELLIPSE TABLE	
REF:	EXS 3214...
WEIGHT:	120 kg
INFO:	ASSEMBLING NEEDED



		COATED ALUMINIUM				
		WR	PB	S	BR	A
CERAMIC	WUM	EXS 3214 CWRWUM	EXS 3214 CPBWUM	EXS 3214 CSWUM	EXS 3214 CBRWUM	EXS 3214 CAWUM
	BS	EXS 3214 CWRBS	EXS 3214 CPBBS	EXS 3214 CSBS	EXS 3214 CBRBS	EXS 3214 CABS
	CD	EXS 3214 CWRCD	EXS 3214 CPBCD	EXS 3214 CSCD	EXS 3214 CBRCD	EXS 3214 CACD
	CL	EXS 3214 CWRCL	EXS 3214 CPBCL	EXS 3214 CSCL	EXS 3214 CBRCL	EXS 3214 CACL
	PG	EXS 3214 CWRPG	EXS 3214 CPBPG	EXS 3214 CSPG	EXS 3214 CBRPG	EXS 3214 CAPG
	TS	EXS 3214 CWRTS	EXS 3214 CPBTS	EXS 3214 CSTS	EXS 3214 CBRTS	EXS 3214 CATS
	TM	EXS 3214 CWRTM	EXS 3214 CPBTM	EXS 3214 CSTM	EXS 3214 CBRTM	EXS 3214 CATM
	NM	EXS 3214 CWRNM	EXS 3214 CPBNM	EXS 3214 CSNM	EXS 3214 CBRNM	EXS 3214 CANM
	ZUM	EXS 3214 CWRZUM	EXS 3214 CPBZUM	EXS 3214 CSZUM	EXS 3214 CBRZUM	EXS 3214 CAZUM